



## **Stock Research Report**

Stock Name: Teladoc Health Inc (TDOC)

[www.teambiddles.com](http://www.teambiddles.com)

April 16, 2020

## Profile

Teladoc Health, Inc., formerly Teladoc, Inc., is a telehealth company. The Company offers telehealth platform, delivering on-demand healthcare anytime, anywhere, through mobile devices, the Internet, video and phone. The Company's solution connects its Members, with its over 3,000 board certified physicians and behavioral health professionals treating a range of conditions and cases from acute diagnoses, such as upper respiratory infection, urinary tract infection and sinusitis to dermatological conditions, anxiety and smoking cessation. As of July 17, 2017, it served over 7,500 employers, health plans, health systems and other entities. As of July 17, 2017, these clients collectively purchased access to its solution for more than 20 million Members. As of December 31, 2016, it had over 30 health plans as Clients. Its solutions consist of an integrated technology platform, Provider network, consumer engagement strategies and entrenched distribution channels.

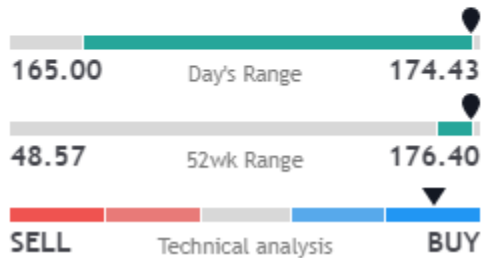
### TELADOC HEALTH INC

Health Services: Hospital/Nursing Management

12

**174.25** 2.48 (1.44%)

● market closed



### PERFORMANCE

5 Day	18.81%	<div></div>
1 Month	24.79%	<div></div>
3 Month	79.81%	<div></div>
YTD	108.13%	<div></div>
1 Year	237.69%	<div></div>

1 Month



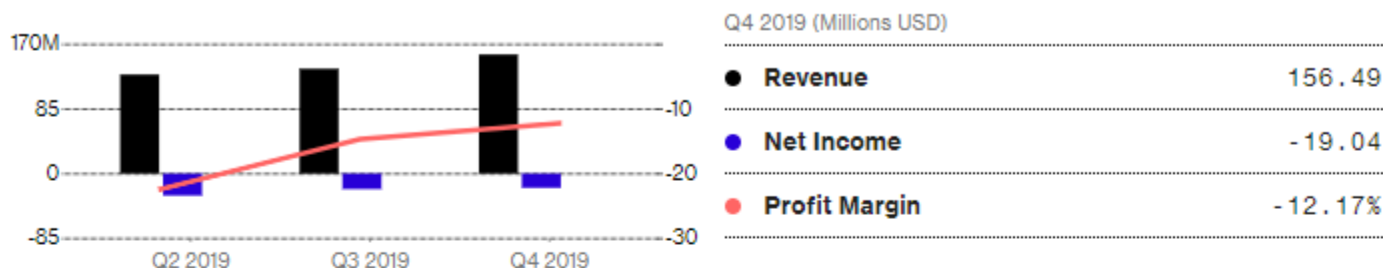
# Fundamental

For the fiscal year ended 31 December 2019, Teladoc Health Inc revenues increased 32% to \$553.3M. Net loss increased 2% to \$98.9M. Revenues reflect an increase in demand for the Company's products and services due to favorable market conditions. Higher net loss reflects General and Administrative - Balancing v increase of 28% to \$113.8M (expense), Advertising and Marketing - Balancing va increase of 26% to \$104.7M (expense).

## Income Statement

Quarterly

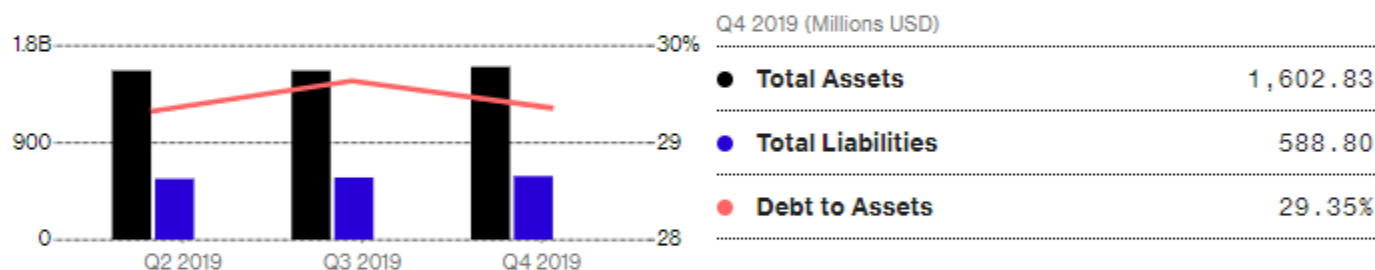
Annual



## Balance Sheet

Quarterly

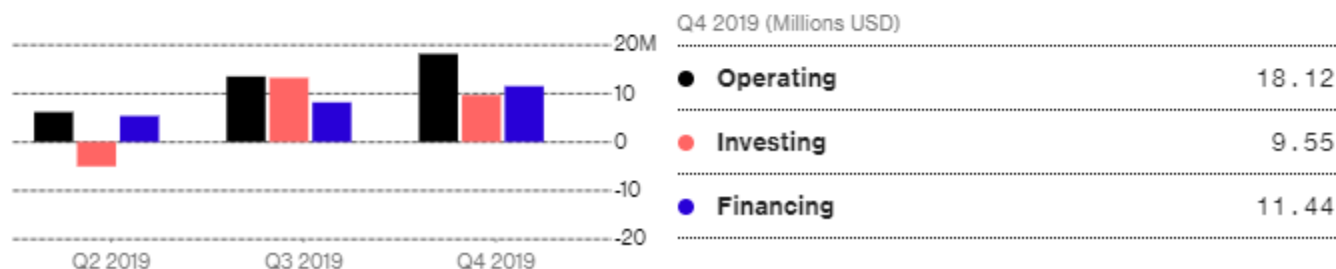
Annual



## Cash Flow

Quarterly

Annual



## TDOC PEERS - SELECT UP TO 4 PEERS TO COMPARE IN CHART

Top 5 Industry Peers ▼

Company Name/Symbol ^	Current Consensus Recommendation	Price	Today's Change		Market Cap	P/E	5 Yr EPS Growth
<input checked="" type="checkbox"/> Teladoc Health Inc TDOC	<div><div>BUY</div></div>	\$174.25	▲ 2.48	+1.44%	10.7B	--x	--
<input type="checkbox"/> Amedisys Inc AMED	<div><div>BUY</div></div>	\$213.81	▲ 7.90	+3.84%	6.2B	41.2x	+36.34%
<input type="checkbox"/> Chemed Corporation CHE	<div><div>STR. BUY</div></div>	\$450.27	▼ 1.55	-0.34%	7.5B	28.8x	+18.23%
<input type="checkbox"/> Inovalon Holdings Inc INOV	<div><div>HOLD</div></div>	\$15.90	▼ 0.50	-3.05%	2.6B	27.8x	+0.39%
<input type="checkbox"/> Livongo Health Inc LVGO	<div><div>BUY</div></div>	\$37.36	▼ 1.14	-2.96%	3.2B	--x	--
<input type="checkbox"/> Premier Inc PINC	<div><div>BUY</div></div>	\$32.33	▼ 0.52	-1.58%	4.0B	11.6x	+17.04%

# Technical

(Setups, Buy Points, & Ideas)

## Elliot Wave Count and Oscillator

No Entry Detected – Wave at 0



## Investment Circle Trader Ideas



There may be a 5th wave coming or even started already, unsure if the 4th wave correction really finished at the short 23.6 fib retracement or is the equity still due a deeper leg down before the move higher. Trader Tomj2417



TDOD shares are retesting highs. Regulations keep dropping away for telehealth. The Ichimoku Cloud continues to shine bright green and volume continues to grow sharply on a dollar basis. Trader GregFolin




Very optimistic target range but there is nice confluence of, Fibonacci expansion and extension targets at the \$190- level. Trader TopMarketGainers

## Previous Candlestick Patterns

Teladoc Inc 174.25 +2.48 (+1.44%)

### Candlestick Patterns

 Customize

Pattern	Timeframe	Reliability	Candles Ago	Candle Time
Emerging Patterns				
 Doji Star Bearish	1H	★★★	Current	
Completed Patterns				
 Belt Hold Bearish	30	★★★	1	Apr 16, 2020 03:00PM
 Dark Cloud Cover	30	★★★	1	Apr 16, 2020 03:00PM
 Doji Star Bearish	1D	★★★	2	Apr 14, 2020
 Deliberation Bearish	5H	★★★	2	Apr 15, 2020 06:00PM
 Doji Star Bearish	5H	★★★	2	Apr 15, 2020 06:00PM
 Three Outside Up	1W	★★★★	3	Mar 22, 2020
 Three Outside Up	1D	★★★★	3	Apr 13, 2020
 Belt Hold Bearish	15	★★★	3	Apr 16, 2020 03:00PM
 Bullish Engulfing	1W	★★★	4	Mar 15, 2020
 Downside Gap Three Methods	1D	★★★	4	Apr 09, 2020
 Bullish Engulfing	1D	★★★	4	Apr 09, 2020
 Engulfing Bearish	5H	★★★	5	Apr 14, 2020 12:00PM
 Deliberation Bearish	1H	★★★	7	Apr 15, 2020 06:00PM
 Doji Star Bearish	1H	★★★	7	Apr 15, 2020 06:00PM
 Engulfing Bearish	1M	★★★	8	Aug 19
 Advance Block Bearish	5H	★★★	8	Apr 13, 2020 06:00AM
 Doji Star Bearish	5H	★★★	8	Apr 13, 2020 06:00AM
 Harami Bearish	15	★★★	8	Apr 16, 2020 01:45PM
 Harami Cross Bearish	15	★★★	8	Apr 16, 2020 01:45PM
 Doji Star Bearish	1M	★★★	9	Jul 19
 Three Outside Up	5H	★★★★	9	Apr 09, 2020 12:00PM
 Bullish Engulfing	5H	★★★	10	Apr 09, 2020 07:00AM
 Falling Three Methods	5H	★★★★	11	Apr 08, 2020 11:00AM
 Harami Bullish	1M	★★★	12	Apr 19
 Harami Cross	1M	★★★	12	Apr 19
 Shooting Star	1W	★★★	12	Jan 19, 2020
 Engulfing Bearish	1H	★★★	12	Apr 15, 2020 11:00AM
 Falling Three Methods	1M	★★★★	13	Mar 19



## Highlights

- Relative Strength (RS) is Not Determined
- Earnings Per Share (EPS) 3.6 out of 10
- Ranked 4<sup>th</sup> in peer group, SLP is ranked 1<sup>st</sup> in the group
- Accumulation / Distribution is Not Determined
- Short Term: **Bullish** | Mid Term: **Bullish** | Long Term: **Bullish**
- No setups identified, use support/resistance levels and follow price action

## Exits

- Place trailing stop loss order, take profits at 5% is recommended, but ride the stock price up
- Place a stop limit order, and ensure intraday price trading range is large enough so you don't get priced out of the stock
- Stop Loss at 7% below entry is recommended as risk strategy to preserve capital

## Weekly

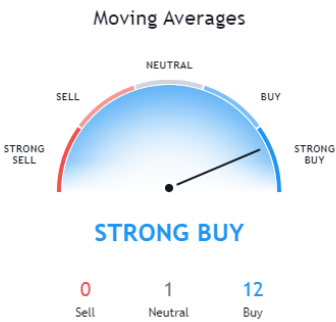
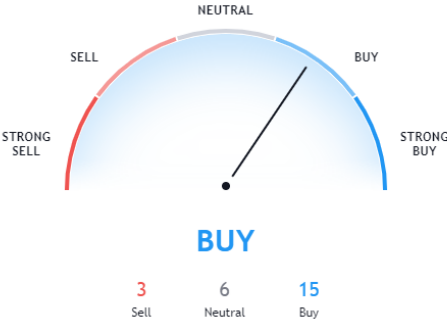

### Pivot Points »

Apr 17, 2020 01:28AM GMT

Name	S3	S2	S1	Pivot Points	R1	R2	R3
Classic	121.25	128.38	137.52	144.66	153.80	160.94	170.08
Fibonacci	128.38	134.60	138.44	144.66	150.88	154.72	160.94
Camarilla	142.18	143.68	145.17	144.66	148.15	149.64	151.14
Woodie's	122.25	128.88	138.52	145.16	154.80	161.44	171.08
DeMark's	-	-	132.95	142.38	149.23	-	-

1 minute 5 minutes 15 minutes 1 hour 4 hours 1 day 1 week 1 month

Summary



OSCILLATORS

Name	Value	Action
Relative Strength Index (14)	85.21	Sell
Stochastic %K (14, 3, 3)	86.33	Neutral
Commodity Channel Index (20)	257.77	Sell
Average Directional Index (14)	28.27	Neutral
Awesome Oscillator	55.11	Buy
Momentum (10)	107.84	Sell
MACD Level (12, 26)	24.63	Buy
Stochastic RSI Fast (3, 3, 14, 14)	100.00	Neutral
Williams Percent Range (14)	-1.68	Neutral
Bull Bear Power	103.55	Neutral
Ultimate Oscillator (7, 14, 28)	72.43	Buy

MOVING AVERAGES

Name	Value	Action
Exponential Moving Average (5)	136.25	Buy
Simple Moving Average (5)	127.93	Buy
Exponential Moving Average (10)	111.93	Buy
Simple Moving Average (10)	99.38	Buy
Exponential Moving Average (20)	89.49	Buy
Simple Moving Average (20)	81.36	Buy
Exponential Moving Average (30)	76.58	Buy
Simple Moving Average (30)	70.21	Buy
Exponential Moving Average (50)	57.47	Buy
Simple Moving Average (50)	51.00	Buy
Exponential Moving Average (100)	—	—
Simple Moving Average (100)	—	—
Exponential Moving Average (200)	—	—
Simple Moving Average (200)	—	—
Ichimoku Cloud Base Line (9, 26, 52, 26)	107.13	Neutral
Volume Weighted Moving Average (20)	89.92	Buy
Hull Moving Average (9)	161.26	Buy

## TDOC Historical Data



Time Frame:

Daily ▼



Download Data

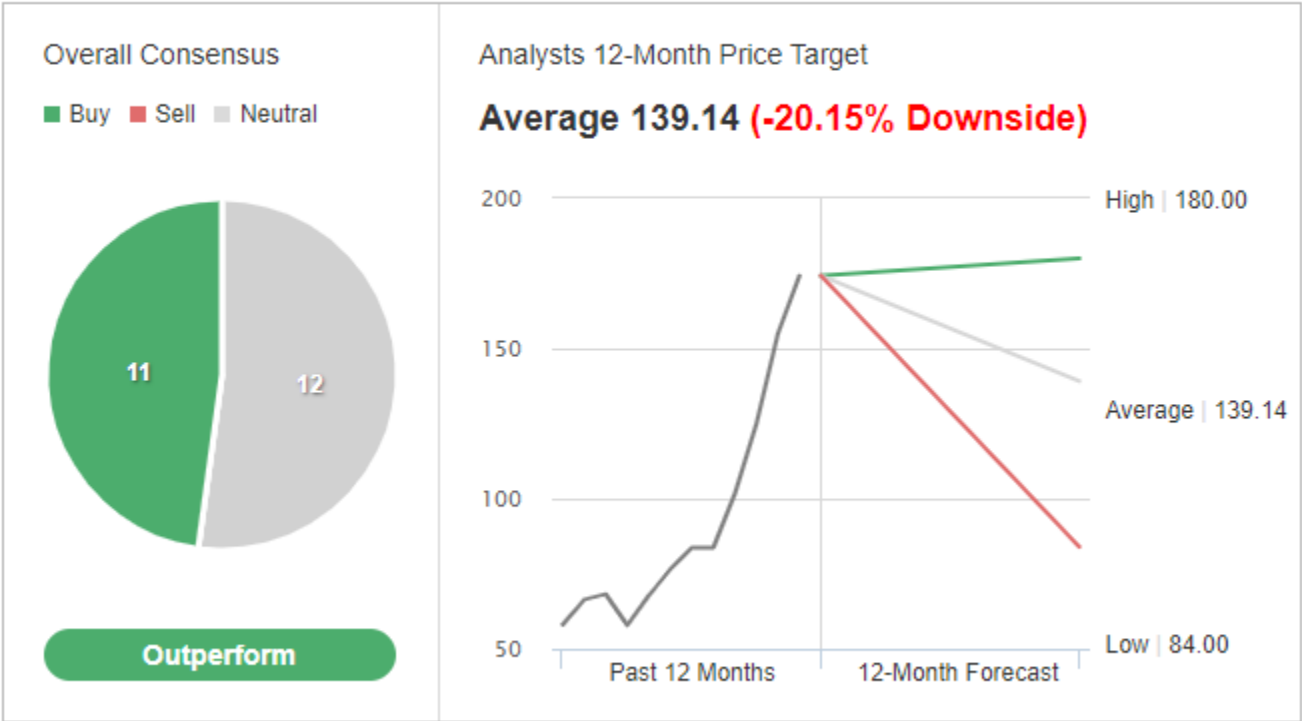
03/16/2020 - 04/16/2020



Date ↕	Price ↕	Open ↕	High ↕	Low ↕	Vol. ↕	Change % ↕
Apr 16, 2020	174.25	166.63	174.43	165.71	3.55M	1.44%
Apr 15, 2020	171.77	161.27	172.38	156.20	5.35M	9.18%
Apr 14, 2020	157.33	158.01	160.97	151.69	2.40M	2.08%
Apr 13, 2020	154.13	150.13	156.10	149.21	2.28M	5.09%
Apr 09, 2020	146.66	138.49	148.25	136.83	2.54M	5.43%
Apr 08, 2020	139.10	142.79	142.99	135.84	2.82M	-1.52%
Apr 07, 2020	141.25	143.89	147.09	138.46	3.68M	-5.91%
Apr 06, 2020	150.13	150.00	151.31	143.14	2.68M	-3.89%
Apr 03, 2020	156.21	156.46	162.37	155.03	1.47M	-1.95%
Apr 02, 2020	159.32	160.25	166.69	154.63	2.34M	-1.98%
Apr 01, 2020	162.53	153.00	166.75	151.10	3.19M	4.85%
Mar 31, 2020	155.01	158.02	161.67	150.18	3.19M	-5.23%
Mar 30, 2020	163.56	170.79	171.00	159.52	3.63M	-0.37%
Mar 27, 2020	164.16	157.00	170.92	157.00	3.86M	2.92%
Mar 26, 2020	159.50	147.02	159.50	143.20	5.86M	12.24%
Mar 25, 2020	142.11	159.31	160.30	134.13	13.38M	-12.29%
Mar 24, 2020	162.02	174.00	176.28	149.03	8.01M	-3.24%
Mar 23, 2020	167.44	146.48	168.00	143.79	5.49M	18.13%
Mar 20, 2020	141.74	140.48	158.20	137.28	4.10M	1.51%
Mar 19, 2020	139.63	140.50	148.48	132.08	4.80M	1.97%
Mar 18, 2020	136.93	115.20	137.70	115.20	5.09M	15.81%
Mar 17, 2020	118.24	119.96	132.78	102.01	5.50M	1.28%
Highest: 176.28	Lowest: 102.01	Difference: 74.27		Average: 152.86		Change %: 49.26

# Wall Street

## TDOC Consensus Estimates



Data Based on a Poll of 23 Analysts

### ANALYST CONSENSUS & TRENDS

STRONG BUY	4	
BUY	6	
HOLD	12	
SELL	0	
UNDERPERFORM	0	

The current Price Target for TDOC is \$149.14

## Latest News

[Health tech is set to boom after coronavirus and these stocks will be the winners, Leerink says](#) 15 hrs ago - CNBC.com

[Stocks making the biggest moves midday: JC Penney, Tesla, Netflix, Bank of America & more](#) 15 Apr 2020 - CNBC.com

[Stocks making the biggest moves in the premarket: Goldman Sachs, Bank of America, Tesla, Target & more](#) 15 Apr 2020 - CNBC.com

[Market comeback pauses but analysts see value in stocks like FedEx and Palo Alto Networks & more](#) 13 Apr 2020 - CNBC.com

[Telehealth visits are booming as doctors and patients embrace distancing amid the coronavirus crisis](#) 4 Apr 2020 - CNBC.com

[Orgenesis Acquiring Tamir, And Other News: The Good, Bad And Ugly Of Biopharma](#) 15 Apr 2020 - Seeking Alpha

[Teladoc services surged in Q1 due to COVID-19](#) 14 Apr 2020 - Seeking Alpha

[Buy Cigna At These Levels](#) 13 Apr 2020 - Seeking Alpha

[The Best-Performing Small-Cap Stocks YTD: April 2020](#) 13 Apr 2020 - Seeking Alpha

[Teladoc sees spike in behavioral health visits; shares up 2% premarket](#) 13 Apr 2020 - Seeking Alpha

# Complaints, Reviews, & Major Litigation

[Teladoc Health COO/CFO resigns after shareholders file class](#)

[Teladoc sued for deceiving investors after report reveals](#)

[Teladoc drops Texas lawsuit as state adopts new](#)

[Class action lawsuit accuses Teladoc execs of insider trading](#)

## **Lobbying and legislation**

---

Teladoc Health has been involved in [lobbying](#) for legislation in several states.<sup>[8]</sup> In 2015 the [Texas Medical Board](#) ruled that state physicians had to physically meet patients before remotely treating ailments or prescribing medication. The bill undermined Teladoc Health's business model in Texas, where it had around 2 million subscribers. Teladoc Health sued<sup>[45]</sup> in federal court over the rule in [Teladoc v. Texas Medical Board](#), arguing the bill violated [antitrust laws](#)<sup>[46]</sup> by inflating prices and limiting the supply of health care providers in the state. The bill, meant to go active on June 3, 2015, was stalled<sup>[45]</sup> while the lawsuit went through a federal appeals court, allowing Teladoc Health to continue operating in Texas in the interim.<sup>[8]</sup> Teladoc voluntarily dropped the lawsuit in 2017 after Texas passed a new bill allowing for remote treatment without a prior in-person interaction, which Teladoc Health had lobbied heavily for.<sup>[46]</sup>

In January 2019, Teladoc Health opposed a telemedicine bill proposed by the [North Dakota](#) Board of Medicine, which required telemedicine providers to perform initial video examinations or have initial exams done by another physician. Proponents argued the bill protected patients, while Teladoc Health and critics argued it decreased access to healthcare in rural areas. The year prior, Teladoc Health had completed 1,500 virtual visits in the state.<sup>[47]</sup>

No Violations Found in database for TDOC

