



## **Stock Research Report**

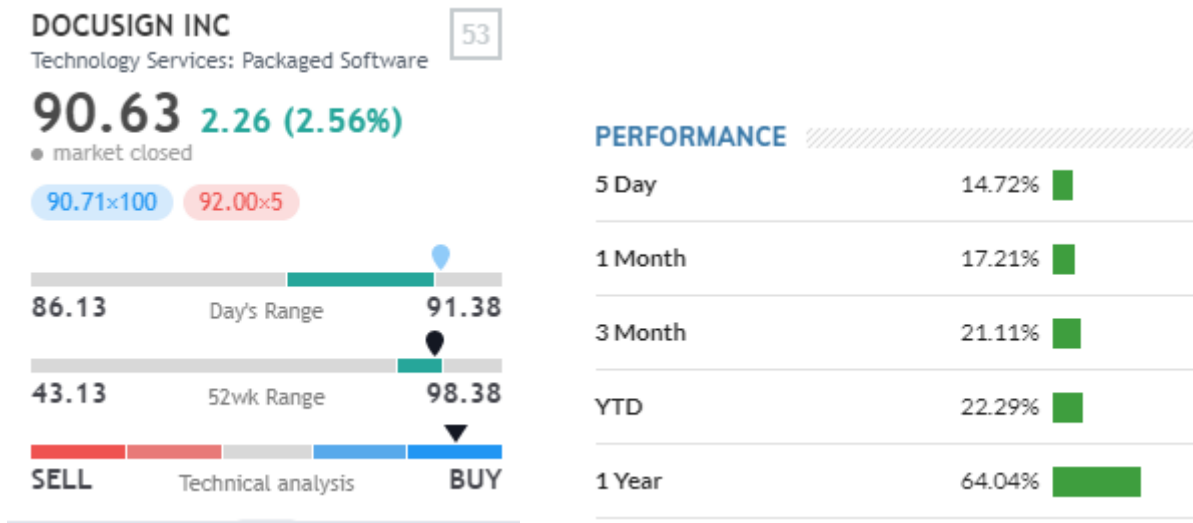
Stock Name: DocuSign Inc (DOCU)

[www.teambiddles.com](http://www.teambiddles.com)

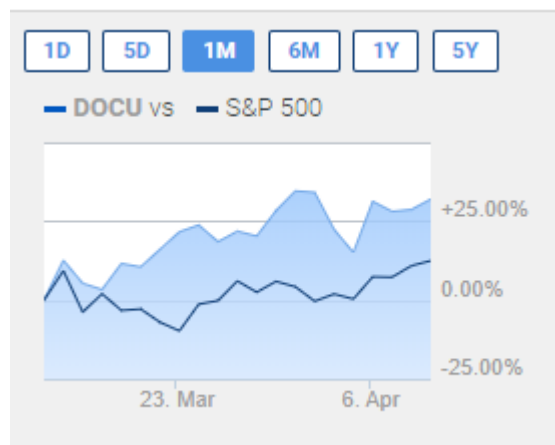
April 11, 2020

## Profile

DocuSign, Inc. automates manual, paper-based processes with the open, independent, standards-based digital transaction management (DTM) platform for managing all aspects of documented business transactions. Customers can open new accounts and start loans in minutes. The Company helps banks give customers the convenience of anywhere, anytime access for completing forms, contracts or lending documents. The Company works simply on any Internet connected device including all mobile devices. The Company offers a he following product editions with varying combinations of functionality: trial, single-user, multi-user, business pro, enterprise pro, standards-based signatures, ehanko, DocuSign transaction rooms for real estate, DocuSign payments, and enotary. In Trial user can send documents for signature, basic fields, such as signature, date, name, and text, mobile app, basic workflows, real-time audit trail, integration with Dropbox, Google Drive, and more, and multiple languages.



1 Month

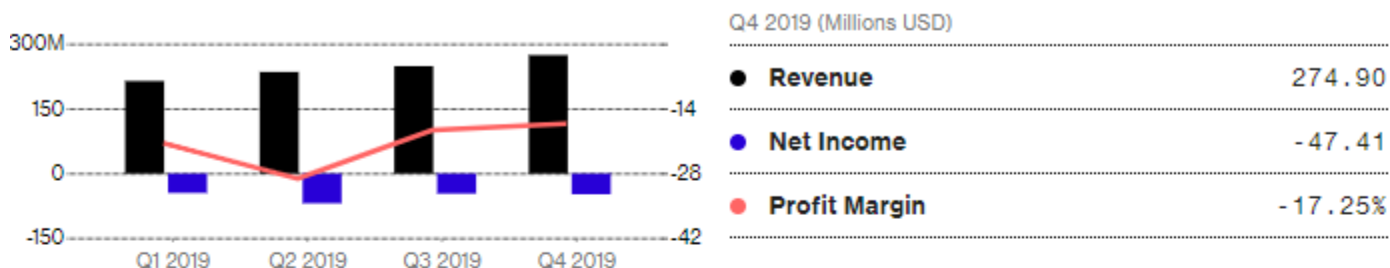


# Fundamental

For the fiscal year ended 31 January 2020, Docusign Inc revenues increased 39% to \$974M. Net loss applicable to common stockholders decreased 51% to \$208.4M. Revenues reflect United States segment increase of 38% to \$802.5M, International segment increase of 43% to \$171.5M. Lower net loss reflects Stock-based Compensation in SG decrease of 68% to \$39.7M (expense), Stock-based Compensation in SGA decrease of 45% to \$94.9M (expense).

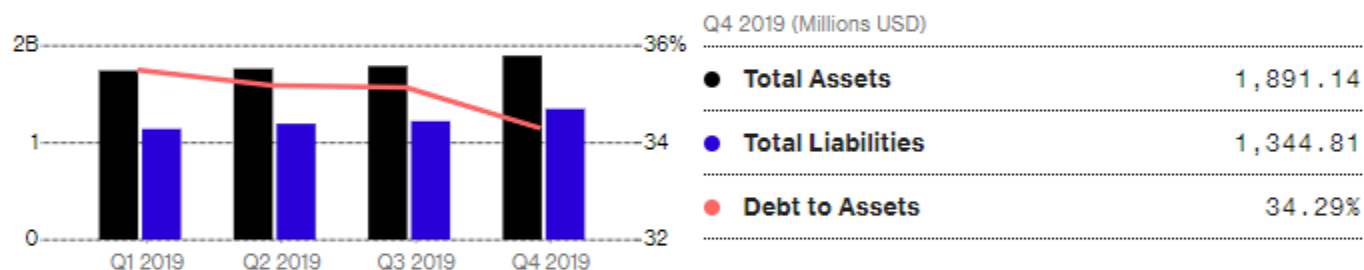
## Income Statement

Quarterly Annual



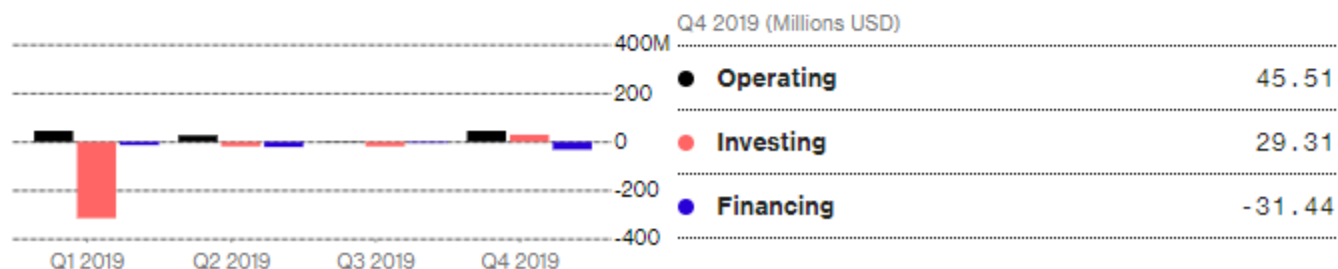
## Balance Sheet

Quarterly Annual



## Cash Flow

Quarterly Annual



## DOCU PEERS - SELECT UP TO 4 PEERS TO COMPARE IN CHART

Top 5 Industry Peers ▼

Company Name/Symbol ^	Current Consensus Recommendation	Price	Today's Change	Market Cap	P/E	5 Yr EPS Growth
<input checked="" type="checkbox"/> Docusign Inc <b>DOCU</b>	<input type="button" value="BUY"/>	\$90.63	↑ 2.26 +2.56%	16.4B	185.0x	--
<input type="checkbox"/> CrowdStrike Holdings Inc <b>CRWD</b>	<input type="button" value="BUY"/>	\$58.15	↓ 2.17 -3.60%	12.4B	--x	--
<input type="checkbox"/> Paycom Software Inc <b>PAYC</b>	<input type="button" value="BUY"/>	\$221.99	↑ 19.41 +9.58%	12.8B	55.8x	+74.45%
<input type="checkbox"/> Ringcentral Inc <b>RNG</b>	<input type="button" value="BUY"/>	\$205.14	↓ 12.38 -5.69%	17.8B	223.0x	+147.82%
<input type="checkbox"/> Slack Technologies Inc <b>WORK</b>	<input type="button" value="BUY"/>	\$24.70	↓ 0.20 -0.80%	13.7B	--x	--
<input type="checkbox"/> Twilio Inc <b>TWLO</b>	<input type="button" value="BUY"/>	\$95.34	↑ 3.61 +3.94%	14.3B	--x	--

# Technical

(Setups, Buy Points, & Ideas)

## Elliot Wave Count and Oscillator

2<sup>nd</sup> Wave, waiting on wave 3 confirmation, possible short on Wave 4



## Investment Circle Trader Ideas

Breaking to all-time highs, must confirm it can hold, Fibonacci expansion and extension levels market on chart, This could be a real winner for 2020 DG. Trader BullishCharts



DOCU has been on my watchlist since last week and we are finally seeing some bullish price action for a possible move higher. DOCU has been resilient throughout this bear market has a clear line trendline acting as support. Last week, DOCU broke out but failed to hold above the trendline. This week, DOCU spikes above and held the trendline twice. I am getting long into this current consolidation with a stop loss below the previous higher low. Trader Trader\_Kaji

Entry - 89.56  
Stop loss - 85.80  
Target - 100 to 110



Initiation at 78.50 ensue this will stick as support, take profits at \$99 – Trader BeniGo



\$90.63 aggressive entry, or \$92.55 conservative entry, great Relative Strength. Trader BullishCharts



Watch for daily close price breakdown or spark up. Trader dchua1969



## Candlestick Patterns

[Customize](#)

Pattern	Timeframe	Reliability	Candles Ago	Candle Time
Emerging Patterns				
 Harami Bearish	1M	★ ★ ★	Current	
 Three Outside Up	30	★ ★ ★	Current	
Completed Patterns				
 Evening Doji Star	1H	★ ★ ★	1	Apr 09, 2020 02:00PM
 Bullish Engulfing	30	★ ★ ★	1	Apr 09, 2020 03:00PM
 Engulfing Bearish	1W	★ ★ ★	2	Mar 29, 2020
 Bullish doji Star	5H	★ ★ ★	2	Apr 08, 2020 11:00AM
 Doji Star Bearish	1H	★ ★ ★	2	Apr 09, 2020 01:00PM
 Three Outside Up	1W	★ ★ ★	3	Mar 22, 2020
 Abandoned Baby Bullish	1W	★ ★ ★	4	Mar 15, 2020
 Bullish Engulfing	1W	★ ★ ★	4	Mar 15, 2020
 Harami Bullish	5H	★ ★ ★	4	Apr 07, 2020 03:00PM
 Harami Cross	5H	★ ★ ★	4	Apr 07, 2020 03:00PM
 Bullish doji Star	1W	★ ★ ★	5	Mar 08, 2020
 Three Outside Up	1M	★ ★ ★	6	Oct 19
 Belt Hold Bearish	5H	★ ★ ★	6	Apr 07, 2020 05:00AM
 Engulfing Bearish	5H	★ ★ ★	6	Apr 07, 2020 05:00AM
 Harami Cross	1H	★ ★ ★	6	Apr 09, 2020 09:00AM
 Bullish Engulfing	1M	★ ★ ★	7	Sep 19
 Bullish Engulfing	30	★ ★ ★	8	Apr 09, 2020 11:30AM
 Bullish doji Star	30	★ ★ ★	10	Apr 09, 2020 10:30AM
 Three Outside Up	1W	★ ★ ★	11	Jan 26, 2020
 Two Crows	1D	★ ★ ★	11	Mar 25, 2020
 Advance Block Bearish	15	★ ★ ★	11	Apr 09, 2020 01:00PM
 Doji Star Bearish	15	★ ★ ★	11	Apr 09, 2020 01:00PM
 Bullish Engulfing	1W	★ ★ ★	12	Jan 19, 2020
 Engulfing Bearish	1H	★ ★ ★	13	Apr 08, 2020 09:00AM
 Harami Bullish	1H	★ ★ ★	14	Apr 07, 2020 03:00PM
 Harami Cross	1H	★ ★ ★	14	Apr 07, 2020 03:00PM
 Inverted Hammer	1D	★ ★ ★	15	Mar 19, 2020
 Three Outside Up	15	★ ★ ★	16	Apr 09, 2020 11:45AM
 Harami Bullish	1W	★ ★ ★	17	Dec 15, 2019

## Highlights

- Ranked 1<sup>st</sup> in peer group
- Relative Strength (RS) is 9.7 out of 10
- Earnings Per Share (EPS) 8.4 out of 10
- Accumulation / Distribution is 9.1 out of 10
- Cup w/ Handle \$92.65 buy point fails as of 4/3/2020

## Exits

- Place trailing stop loss order, take profits at 5% is recommended, but ride the stock price up
- Place a stop limit order, and ensure intraday price trading range is large enough so you don't get priced out of the stock
- Stop Loss at 7% below entry is recommended as risk strategy to preserve capital

## Weekly

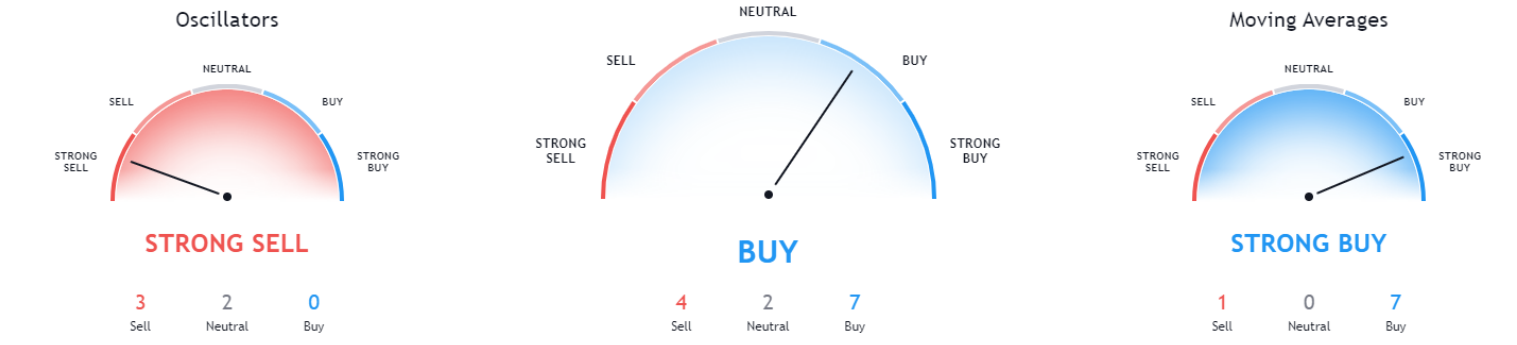
### Pivot Points »

Apr 10, 2020 08:11PM GMT

Name	S3	S2	S1	Pivot Points	R1	R2	R3
Classic	52.70	65.71	72.36	85.37	92.02	105.03	111.68
Fibonacci	65.71	73.22	77.86	85.37	92.88	97.52	105.03
Camarilla	73.59	75.40	77.20	85.37	80.80	82.60	84.41
Woodie's	49.50	64.11	69.16	83.77	88.82	103.43	108.48
DeMark's	-	-	69.03	83.70	88.69	-	-

1 minute   5 minutes   15 minutes   1 hour   4 hours   1 day   1 week   1 month

Summary



OSCILLATORS

Name	Value	Action
Relative Strength Index (14)	73.30	Neutral
Stochastic %K (14, 3, 3)	87.85	Neutral
Commodity Channel Index (20)	147.24	Sell
Average Directional Index (14)	—	—
Awesome Oscillator	—	—
Momentum (10)	40.92	Sell
MACD Level (12, 26)	—	—
Stochastic RSI Fast (3, 3, 14, 14)	—	—
Williams Percent Range (14)	-14.03	Sell
Bull Bear Power	—	—
Ultimate Oscillator (7, 14, 28)	—	—

MOVING AVERAGES

Name	Value	Action
Exponential Moving Average (5)	84.40	Buy
Simple Moving Average (5)	84.39	Buy
Exponential Moving Average (10)	75.90	Buy
Simple Moving Average (10)	71.97	Buy
Exponential Moving Average (20)	65.44	Buy
Simple Moving Average (20)	60.75	Buy
Exponential Moving Average (30)	—	—
Simple Moving Average (30)	—	—
Exponential Moving Average (50)	—	—
Simple Moving Average (50)	—	—
Exponential Moving Average (100)	—	—
Simple Moving Average (100)	—	—
Exponential Moving Average (200)	—	—
Simple Moving Average (200)	—	—
Ichimoku Cloud Base Line (9, 26, 52, 26)	—	—
Volume Weighted Moving Average (20)	60.46	Buy
Hull Moving Average (9)	94.84	Sell

## DOCU Historical Data



Time Frame:

Daily ▼



Download Data

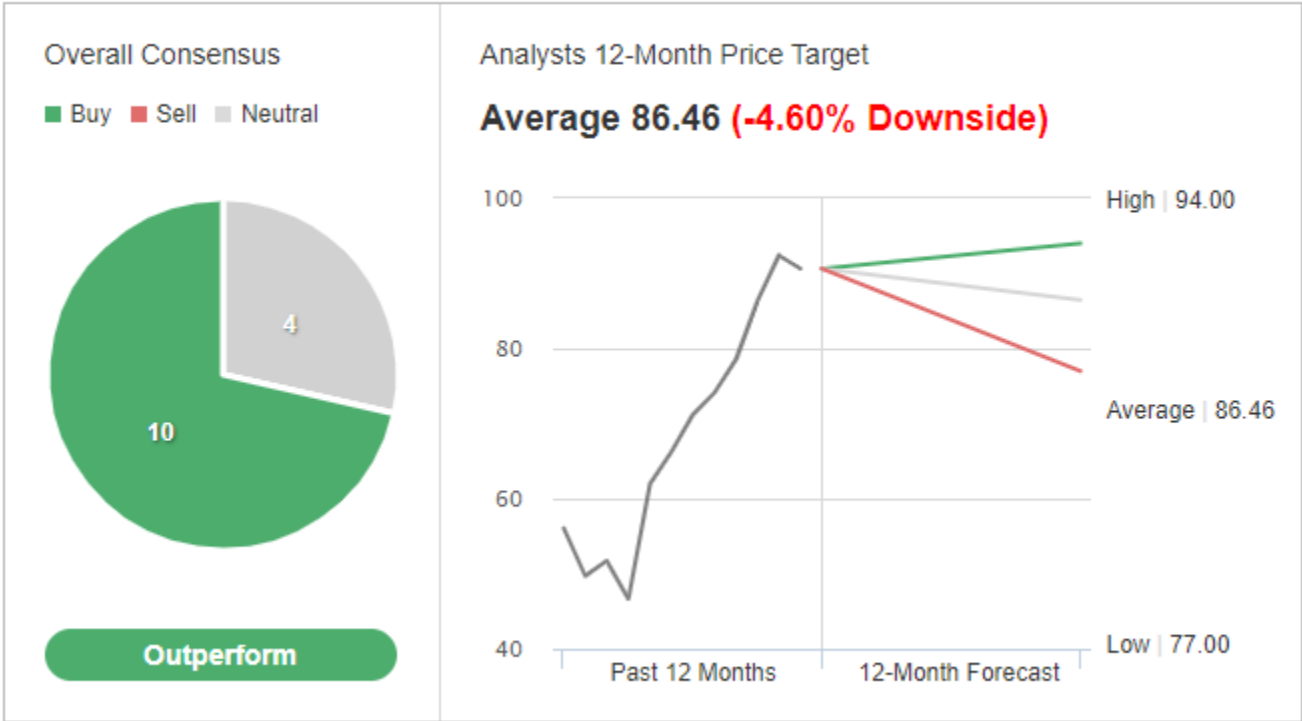
03/12/2020 - 04/12/2020



Date ↕	Price ↕	Open ↕	High ↕	Low ↕	Vol. ↕	Change % ↕
Apr 09, 2020	90.63	89.27	91.37	86.13	3.37M	2.56%
Apr 08, 2020	88.37	89.37	90.57	85.92	2.40M	0.45%
Apr 07, 2020	87.97	90.98	90.98	86.05	3.17M	-2.42%
Apr 06, 2020	90.15	82.56	90.45	80.72	5.59M	14.11%
Apr 03, 2020	79.00	84.25	85.90	78.72	4.04M	-6.00%
Apr 02, 2020	84.04	92.68	93.65	82.61	4.90M	-8.74%
Apr 01, 2020	92.09	91.00	95.50	88.88	4.68M	-0.34%
Mar 31, 2020	92.40	88.08	98.33	87.93	7.08M	4.83%
Mar 30, 2020	88.14	83.98	89.29	83.20	4.91M	6.75%
Mar 27, 2020	82.57	82.45	83.07	79.81	3.33M	-1.30%
Mar 26, 2020	83.66	82.69	84.75	81.55	3.29M	2.81%
Mar 25, 2020	81.37	85.59	86.53	80.25	2.70M	-4.27%
Mar 24, 2020	85.00	88.00	88.20	84.12	4.77M	1.80%
Mar 23, 2020	83.50	80.01	87.00	79.59	4.71M	4.77%
Mar 20, 2020	79.70	77.00	82.06	75.31	6.08M	5.03%
Mar 19, 2020	75.88	74.96	83.46	74.87	5.67M	-0.95%
Mar 18, 2020	76.61	66.80	77.11	65.63	4.42M	7.99%
Mar 17, 2020	70.94	73.07	75.63	68.52	5.06M	-1.89%
Mar 16, 2020	72.31	68.88	85.75	66.12	7.01M	-6.48%
Mar 13, 2020	77.32	75.02	79.59	70.02	6.01M	12.58%
Mar 12, 2020	68.68	68.35	71.70	64.88	4.35M	-8.43%
Highest: 98.33	Lowest: 64.88	Difference: 33.45		Average: 82.40		Change %: 20.84

# Wall Street

## DOCU Consensus Estimates



Data Based on a Poll of 14 Analysts

### ANALYST CONSENSUS & TRENDS

STRONG BUY	3	
BUY	7	
HOLD	4	
SELL	0	
UNDERPERFORM	0	

The current Price Target for DOCU is \$86.46

## Latest News

[Why DocuSign Stock Gained 7.1% in March While the Market Plunged](#)

[DocuSign CEO says the company has not yet seen a slowdown in activity among real estate clients\\_7 Apr 2020 - CNBC.com](#)

[These stocks could get a boost from the millions working from home, traders say\\_6 Apr 2020 - CNBC.com](#)

[Americans rush to make online wills in the face of the coronavirus pandemic\\_25 Mar 2020 - CNBC.com](#)

[Jim Cramer says these companies can thrive during and after coronavirus pandemic\\_19 Mar 2020 - CNBC.com](#)

[These are the ultimate 'social distancing' stocks, Piper Sandler says\\_17 Mar 2020 - CNBC.com](#)

[Coronavirus Roundtable - Tech's Antifragility \(Video\)\\_8 hrs ago - Seeking Alpha](#)

[Coronavirus Roundtable - Still In The Early Innings\\_8 hrs ago - Seeking Alpha](#)

[SaaS Valuations COVID-19 Edition: Zoom Is \(Literally\) Off The Charts\\_6 Apr 2020 - Seeking Alpha](#)

[DocuSign: Wait For A Better Price\\_6 Apr 2020 - Seeking Alpha](#)

[Coronavirus Update - Hiding Out In Tech\\_5 Apr 2020 - Seeking Alpha](#)

# Complaints, Reviews, & Major Litigation

## [7 Landmark Electronic Signature Legal Cases](#)

[California court finds businesss could not verify consumer's electronic signature despite docusing markers](#)

[US Court Rejects DocuSign E-Signatures as method to provide digital authorization](#)

[DocuSign E-Signature Upheld in Court as Legal and Enforceable in Common Law Jurisdictions](#)

[RPost Sues DocuSign for Infringing Four Patents – RPost](#)