



Stock Research Report

Stock Name: Zoom Video Communications (ZM)

www.teambiddles.com

April 11, 2020

Profile

Zoom Video Communications, Inc. is a provider of video-first communication platform and Web conferencing services. It offers cloud-native platform, which unifies cloud video conferencing, online meetings, group messaging and a software-based conference room system, which enables users to easily experience Zoom Meetings in their physical meeting spaces. Its solution offers video, audio and screen-sharing experience across Windows, Mac, Linux, Android, BlackBerry, Zoom Rooms and H.323/Session Initiation Protocol room systems, such as Polycom and Cisco Tandberg. Its solutions include Meetings, Premium Audio, Business Instant Messaging (IM), Video Webinar, Zoom Rooms, H.323/SIP Connector and Developer Platform. Its cloud video conferencing solutions include full screen and gallery view, and dual stream for dual screen. Its security solutions include secure socket layer (SSL) encryption and role-based access control. It offers its solutions to education, finance and government sectors

ZOOM VIDEO COMMUNICATIONS INC

Technology Services: Packaged Software

124.51 **6.70 (5.69%)**

● market closed

114.00 Day's Range **125.50**

59.94 52wk Range **164.94**

SELL Technical analysis **BUY**

53

PERFORMANCE

5 Day	2.12%
1 Month	13.74%
3 Month	71.45%
YTD	83.00%
1 Year	N/A

1 Month

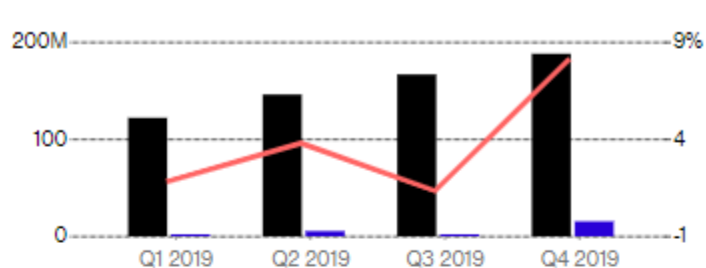


Fundamental

For the fiscal year ended 31 January 2020, Zoom Video Communications Inc revenues increased 88% to \$622.7M. Net income applicable to common stockholders increased from \$0K to \$21.8M. Revenues reflect Americas segment increase of 85% to \$500.6M, EMEA segment increase from \$32.7M to \$70.9M. Basic Earnings per Share excluding Extraordinary Items totaled to \$0.09.

Income Statement

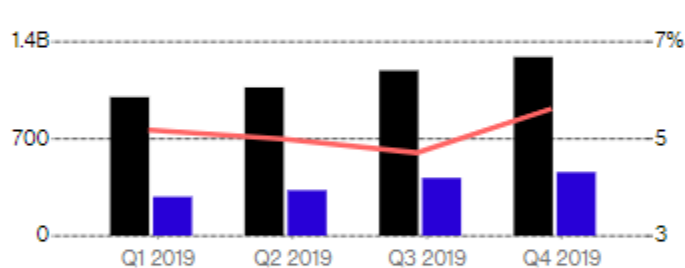
Quarterly Annual



Q4 2019 (Millions USD)	
● Revenue	188.25
● Net Income	15.34
● Profit Margin	8.15%

Balance Sheet

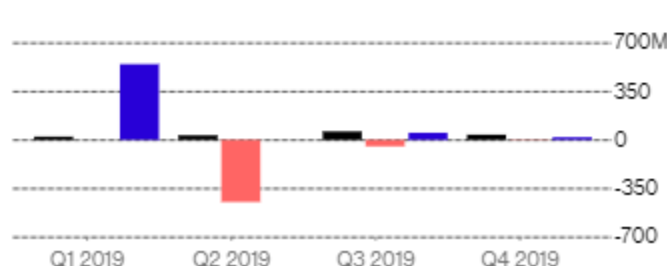
Quarterly Annual



Q4 2019 (Millions USD)	
● Total Assets	1,289.85
● Total Liabilities	455.90
● Debt to Assets	5.62%

Cash Flow

Quarterly Annual



Q4 2019 (Millions USD)	
● Operating	36.55
● Investing	-3.37
● Financing	19.07

ZM PEERS - SELECT UP TO 4 PEERS TO COMPARE IN CHART

Top 5 Industry Peers ▼

Company Name/Symbol ^	Current Consensus Recommendation	Price	Today's Change	Market Cap	P/E	5 Yr EPS Growth
<input checked="" type="checkbox"/> Zoom Video Communications Inc ZM	<div><div>HOLD</div></div>	\$124.51	▲ 6.70 +5.69%	34.7B	289.6x	--
<input type="checkbox"/> China Unicom Hong Kong LTD CHU	<div><div>BUY</div></div>	\$6.67	▲ 0.03 +0.45%	20.4B	--x	-26.05%
<input type="checkbox"/> Chunghwa Telecom Co LTD CHT	<div><div>HOLD</div></div>	\$35.90	▲ 0.27 +0.76%	27.8B	--x	-1.26%
<input type="checkbox"/> Gcl Liberty Inc GLIBA	<div><div>BUY</div></div>	\$59.11	▲ 0.41 +0.70%	6.3B	--x	+81.25%
<input type="checkbox"/> Swisscom SCMYY	<div><div>SELL</div></div>	\$53.53	▼ 0.54 -1.00%	27.7B	--x	-2.93%
<input type="checkbox"/> Telenor Group Asa TELNY	<div><div>STR. BUY</div></div>	\$15.22	▲ 0.14 +0.92%	22.0B	--x	-5.41%

Technical

(Setups, Buy Points, & Ideas)

Elliot Wave Count and Oscillator

Wave 0 recorded



Investment Circle Trader Ideas

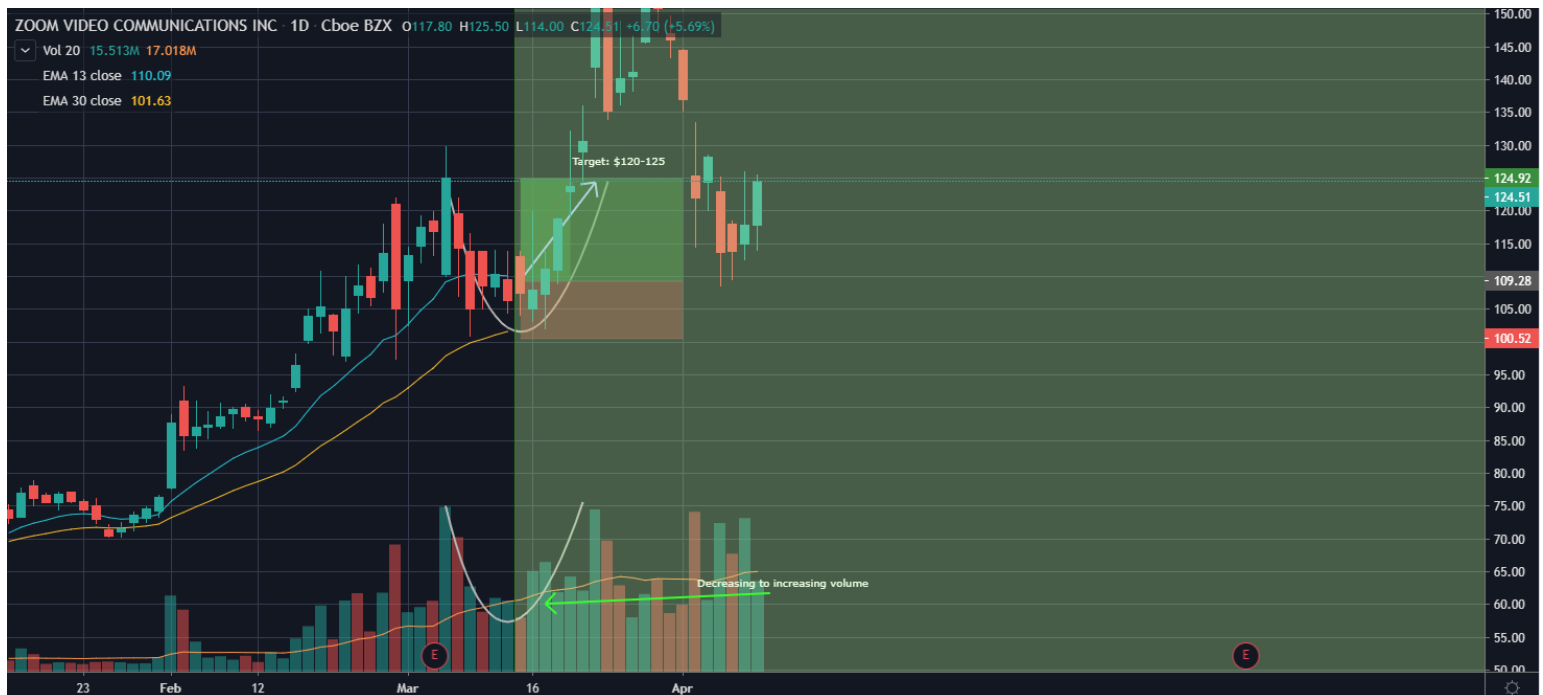


Currently forming Head & Shoulders Pattern. Trader BearishBulls



ZM enjoyed this pump from the coronavirus. This attention isn't always good because if you have a bad product with a lot of users, it will be hard to recover back to that number of users after the virus is over. During the two peaks within 4 days of each other, we have a strong green and red candle. The buying has steadily decreased since then (blue rectangle). RSI is diverging with overbought signals. The bubble is popped. We're now forming an inverted H&S with a neck resistance line of \$130. I would consider shorting there as the last chance to get in before the big drop. Look for a neutral or bearish candle in next few days.






















Trader Ahn_Options_Trading



ZM is in the 1% of stocks that showed green today, in the worst market decline since 1987. If it can hold up in a market that tanked like this, then it can easily rally and rally hard on a relief bounce, which the market is due for. This is showing a rounding formation in the chart and in the volume . The volume went from decreasing to increasing following a same type of rounding formation. The 30 ema is right under the bottom of the formation as support. IF the bottom falls out of the rounding pattern and closes below the 30ema, the setup failed and will exit. Trader BBTrader29

Candlestick Patterns

[Customize](#)

Pattern	Timeframe	Reliability	Candles Ago	Candle Time
Emerging Patterns				
 Three Outside Down	1W	★★★	Current	
Completed Patterns				
 Harami Cross	5H	★★★	1	Apr 09, 2020 07:00AM
 Dark Cloud Cover	1H	★★★	1	Apr 09, 2020 02:00PM
 Engulfing Bearish	1W	★★★	2	Mar 29, 2020
 Upside Gap Three Methods	1W	★★★	2	Mar 29, 2020
 Engulfing Bearish	30	★★★	3	Apr 09, 2020 02:00PM
 Morning Doji Star	1H	★★★	6	Apr 09, 2020 09:00AM
 Three Outside Down	15	★★★	6	Apr 09, 2020 02:15PM
 Bullish doji Star	1H	★★★	7	Apr 08, 2020 03:00PM
 Engulfing Bearish	15	★★★	7	Apr 09, 2020 02:00PM
 Advance Block Bearish	1H	★★★	11	Apr 08, 2020 11:00AM
 Engulfing Bearish	1W	★★★	12	Jan 19, 2020
 Upside Gap Three Methods	1W	★★★	12	Jan 19, 2020
 Engulfing Bearish	15	★★★	16	Apr 09, 2020 11:45AM
 Three Black Crows	5H	★★★	17	Mar 31, 2020 08:00AM
 Engulfing Bearish	30	★★★	18	Apr 08, 2020 01:00PM
 Upside Gap Three Methods	30	★★★	18	Apr 08, 2020 01:00PM
 Harami Cross Bearish	5H	★★★	20	Mar 27, 2020 02:00PM
 Engulfing Bearish	1H	★★★	23	Apr 06, 2020 01:00PM
 Doji Star Bearish	15	★★★	23	Apr 09, 2020 10:00AM
 Downside Gap Three Methods	1W	★★★	24	Oct 27, 2019

Highlights

- Ranked 1st in peer group
- Relative Strength (RS) is 9.7 out of 10
- Earnings Per Share (EPS) 8.4 out of 10
- Accumulation / Distribution is 9.1 out of 10
- Watch for Head & Shoulders

Exits

- Place trailing stop loss order, take profits at 5% is recommended, but ride the stock price up
- Place a stop limit order, and ensure intraday price trading range is large enough so you don't get priced out of the stock
- Stop Loss at 7% below entry is recommended as risk strategy to preserve capital

Weekly

Pivot Points »

Apr 10, 2020 08:12PM GMT

Name	S3	S2	S1	Pivot Points	R1	R2	R3
Classic	60.72	87.61	107.91	134.80	155.10	181.99	202.29
Fibonacci	87.61	105.64	116.77	134.80	152.83	163.96	181.99
Camarilla	115.22	119.55	123.87	134.80	132.53	136.85	141.18
Woodie's	57.42	85.96	104.61	133.15	151.80	180.34	198.99
DeMark's	-	-	97.75	129.72	144.94	-	-

1 minute 5 minutes 15 minutes 1 hour 4 hours 1 day 1 week 1 month

Summary



OSCILLATORS

Name	Value	Action
Relative Strength Index (14)	—	—
Stochastic %K (14, 3, 3)	—	—
Commodity Channel Index (20)	—	—
Average Directional Index (14)	—	—
Awesome Oscillator	—	—
Momentum (10)	35.72	Buy
MACD Level (12, 26)	—	—
Stochastic RSI Fast (3, 3, 14, 14)	—	—
Williams Percent Range (14)	—	—
Bull Bear Power	—	—
Ultimate Oscillator (7, 14, 28)	—	—

MOVING AVERAGES

Name	Value	Action
Exponential Moving Average (5)	111.69	Buy
Simple Moving Average (5)	103.99	Buy
Exponential Moving Average (10)	100.59	Buy
Simple Moving Average (10)	92.77	Buy
Exponential Moving Average (20)	—	—
Simple Moving Average (20)	—	—
Exponential Moving Average (30)	—	—
Simple Moving Average (30)	—	—
Exponential Moving Average (50)	—	—
Simple Moving Average (50)	—	—
Exponential Moving Average (100)	—	—
Simple Moving Average (100)	—	—
Exponential Moving Average (200)	—	—
Simple Moving Average (200)	—	—
Ichimoku Cloud Base Line (9, 26, 52, 26)	—	—
Volume Weighted Moving Average (20)	—	—
Hull Moving Average (9)	129.58	Sell

Daily ▼



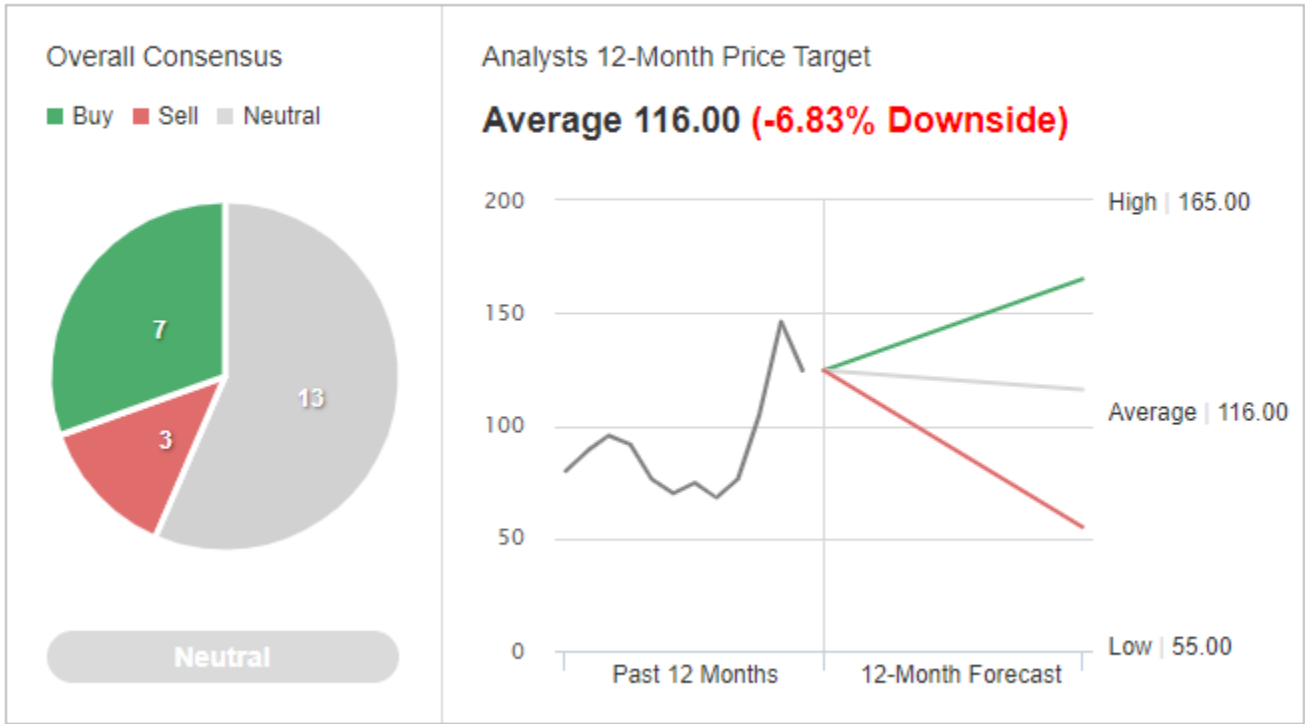
03/12/2020 - 04/12/2020



Date ↕	Price ↕	Open ↕	High ↕	Low ↕	Vol. ↕	Change % ↕
Apr 09, 2020	124.51	117.84	125.41	114.00	15.51M	5.69%
Apr 08, 2020	117.81	115.21	125.87	112.80	26.24M	3.57%
Apr 07, 2020	113.75	118.01	118.40	109.68	20.17M	-7.48%
Apr 06, 2020	122.94	112.69	125.08	108.55	25.38M	-4.10%
Apr 03, 2020	128.20	124.00	128.46	120.12	12.24M	5.14%
Apr 02, 2020	121.93	125.10	133.41	114.53	27.31M	-11.00%
Apr 01, 2020	137.00	144.36	144.36	135.21	11.45M	-6.24%
Mar 31, 2020	146.12	146.88	149.79	143.38	10.02M	-3.15%
Mar 30, 2020	150.88	160.76	161.69	147.20	15.76M	-0.54%
Mar 27, 2020	151.70	145.60	154.97	145.60	13.27M	7.47%
Mar 26, 2020	141.15	140.44	146.60	138.28	9.28M	2.20%
Mar 25, 2020	138.11	140.22	148.97	136.25	14.74M	2.17%
Mar 24, 2020	135.18	154.00	154.00	134.00	22.40M	-15.28%
Mar 23, 2020	159.56	142.00	164.94	137.25	27.68M	22.22%
Mar 20, 2020	130.55	129.00	135.98	124.00	13.87M	5.48%
Mar 19, 2020	123.77	122.02	132.22	119.16	16.25M	4.26%
Mar 18, 2020	118.71	111.02	119.00	108.91	13.59M	6.85%
Mar 17, 2020	111.10	107.33	113.83	102.00	18.72M	3.00%
Mar 16, 2020	107.86	105.00	119.87	103.20	17.21M	0.36%
Mar 13, 2020	107.47	113.00	113.80	104.16	9.23M	-1.83%
Mar 12, 2020	109.47	106.25	113.87	104.39	12.10M	-0.75%
Highest: 164.94	Lowest: 102.00	Difference: 62.94		Average: 128.47		Change %: 12.88

Wall Street

ZM Consensus Estimates



Data Based on a Poll of 23 Analysts

ANALYST CONSENSUS & TRENDS

STRONG BUY	5	
BUY	2	
HOLD	13	
SELL	0	
UNDERPERFORM	3	

The current Price Target for ZM is \$116.00

Latest News

[When remote learning goes wrong: Zoom classes for preschoolers can be extra burdens on parents who just want refunds_10 Apr 2020 - CNBC.com](#)

[Cramer's lightning round: Calithera is a 'very good spec'_9 Apr 2020 - CNBC.com](#)

[How the biggest companies in the world are preparing to bring back their workforce_9 Apr 2020 - CNBC.com](#)

[Stocks making the biggest moves in the premarket: Starbucks, Costco, Disney, Anthem & more_9 Apr 2020 - CNBC.com](#)

[Demand for telemedicine has exploded in the UK as doctors adapt to the coronavirus crisis_9 Apr 2020 - CNBC.com](#)

[Zoom Video: Stock Speeds Ahead_11 Apr 2020 - Seeking Alpha](#)

[Why Zoom's Stock Price Is Reasonable_11 Apr 2020 - Seeking Alpha](#)

[Senators told to avoid using Zoom_9 Apr 2020 - Seeking Alpha](#)

[Zoom banned at Google_8 Apr 2020 - Seeking Alpha](#)

[German foreign ministry restricts Zoom use_8 Apr 2020 - Seeking Alpha](#)

Complaints, Reviews, & Major Litigation

[Zoom sued for overstating, not disclosing privacy, security flaws](#)

[Zoom sued for sharing user data with Facebook](#)

No Violation Tracker Information Available